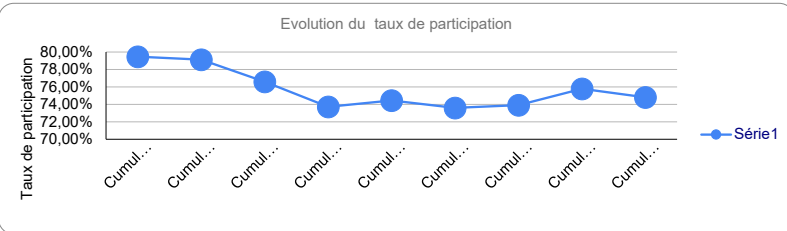
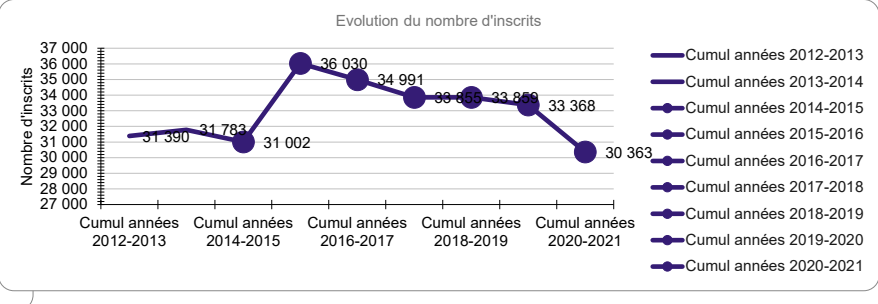
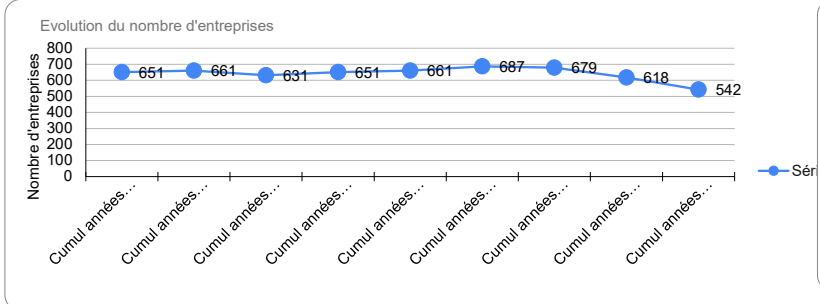
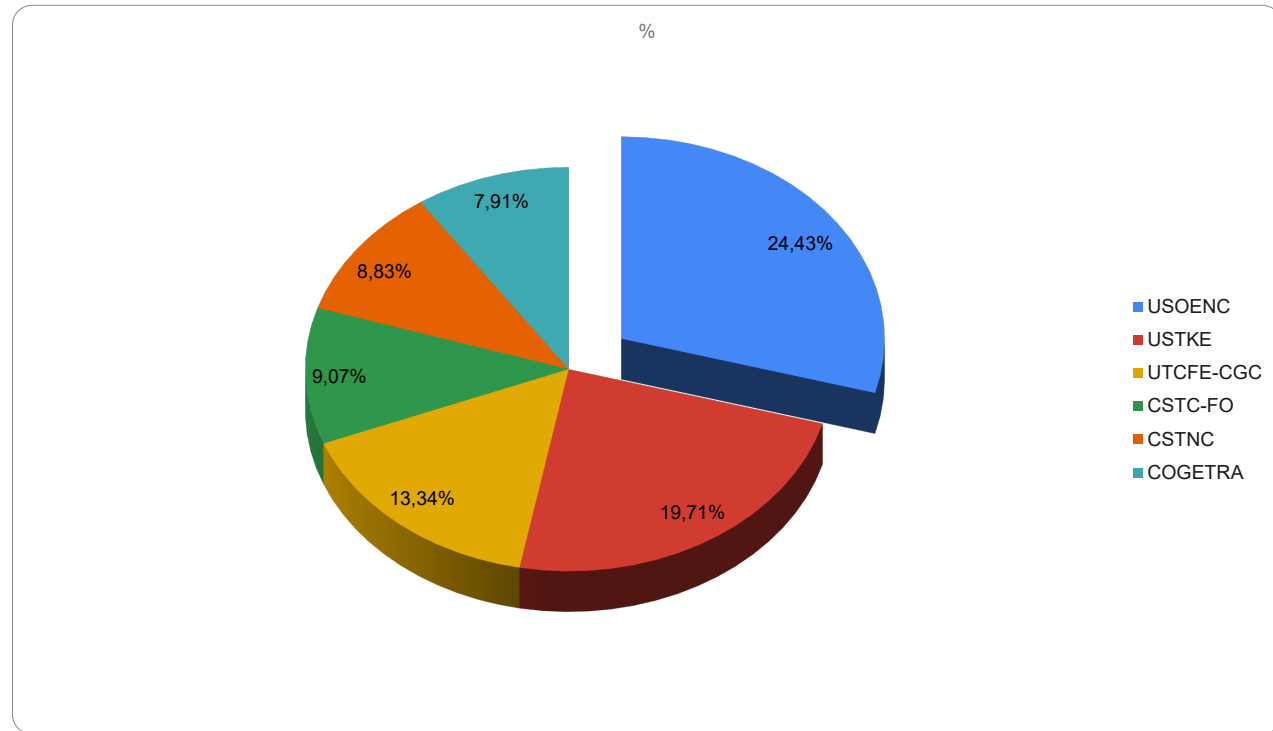


DONNEES GENERALES CONCERNANT L'ORGANISATION DES ELECTIONS DU SECTEUR PRIVE

	2012	2013	2014	2015	2016	2017	2018	2019	2020	2021	Cumul	Cumul	Cumul	Cumul	Cumul	Cumul	Cumul	Cumul	Cumul
<b>d'entreprises</b>	293	358	303	328	323	338	349	330	288	254	651	661	631	651	661	687	679	618	542
<b>Nombre d'inscrits</b>	11 962	19 428	12 355	18 647	17 383	17 608	16 247	17 612	15 756	14 607	31 390	31 783	31 002	36 030	34 991	33 855	33 859	33 368	30 363
<b>votants</b>	9 793	15 152	9 998	13 750	12 812	13 238	11 678	13 347	11 940	10 774	24 945	25 150	23 748	26 562	26 050	24 916	25 025	25 287	22 714
<b>participation</b>	81,87%	77,99%	80,92%	73,74%	73,70%	75,18%	71,88%	75,78%	75,78%	73,76%	79,47%	79,13%	76,60%	73,72%	74,45%	73,60%	73,91%	75,78%	74,81%
<b>suffrages nuls</b>	926	1 321	771	1 309	960	1 307	1 091	1 271	954	805	2 247	2 092	2 080	2 269	2 267	2 398	2 362	2 225	1 759
<b>suffrages</b>	8 867	13 831	9 227	12 441	11 852	11 931	10 638	12 076	10 986	9 969	22 698	23 058	21 668	24 293	23 783	22 569	22 714	23 062	20 955
<b>carence</b>	58	79	83	47	49	62	52	66	44	55	137	162	130	96	111	114	118	110	99



	USOENC	USTKE	UTCFC-CGC	CSTC-FO	CSTNC	COGETRA	FSFAOFP	Solidarité NC	CNTP	FLS	SOTPM	SNJ	NSY	Total
Nombre de voix privé 2020	2 851	2 109	1 450	891	1 000	711	385	179	134	43	0	0	1 233	10 986
Nombre de voix privé 2021	2 272	2 024	1 348	1 012	851	949	267	212	99	0	0	22	928	9 982
<b>Total</b>	<b>5 123</b>	<b>4 133</b>	<b>2 798</b>	<b>1 903</b>	<b>1 851</b>	<b>1 660</b>	<b>651</b>	<b>391</b>	<b>233</b>	<b>43</b>	<b>0</b>	<b>22</b>	<b>2 161</b>	<b>20 968</b>
<b>%</b>	<b>24,43%</b>	<b>19,71%</b>	<b>13,34%</b>	<b>9,07%</b>	<b>8,83%</b>	<b>7,91%</b>	<b>3,10%</b>	<b>1,86%</b>	<b>1,11%</b>	<b>0,21%</b>	<b>0,00%</b>	<b>0,10%</b>	<b>10,31%</b>	<b>100%</b>



	UTCFE-CGC	USOENC	USTKE	FSFAOFP	CSTC-FO	CSTNC	COGETRA	SOLIDARITE NC	CNTP	FSU	SLUA	FLS	SOTPM	C..Justice	SAPCMI -SNAPATSI	SJN	cftc	SPSFGAF	SNPTE	Solidaire justice	NSY	Total
<b>Privé</b>	2 798	5 123	4 133	651	1 903	1 851	1 660	391	233	0	0	43	0	0	0	22	0	0	0	0	2 161	20 968
<b>Public</b>	3 926	940	910	3 304	796	59	224	274	135	218	84	0	0	31	28	0	21	9	7	1	0	10 967
<b>Total</b>	6 724	6 063	5 043	3 955	2 699	1 910	1 884	665	368	218	84	43	0	31	28	22	21	9	7	1	2 161	31 935
<b>%</b>	21,06%	18,99%	15,79%	12,38%	8,45%	5,98%	5,90%	2,08%	1,15%	0,68%	0,26%	0,13%	0,00%	0,10%	0,09%	0,07%	0,07%	0,03%	0,02%	0,00%	6,77%	100%

